

# LORAIN COUNTY SHERIFF'S OFFICE

## 2020 ANNUAL JAIL REPORT



PHIL R. STAMMITTI  
SHERIFF

## **TABLE OF CONTENTS**

### **Section 1**

- \* *Annual Report Highlights*
- 

### **Section 2**

- \* *Yearly Arrests by Agency*
  - \* *Yearly Inmate Releases*
  - \* *Yearly Arrests by Age and Gender*
  - \* *Yearly Arrests by Race*
- 

### **Section 3**

- \* *Monthly Ordinance Fees*
  - \* *Yearly Ordinance Fee Chart*
  - \* *Three Highest Contributors of Ordinance Fees*
- 

### **Section 4**

- \* *Facility Medical Actions*
  - \* *Facility Mental Health Actions*
  - \* *Facility Medical Co-Pay*
  - \* *Facility Medical Co-Pay Chart*
- 

### **Section 5**

- \* *Yearly Jail Incidents*
  - \* *Jail Incidents by Year Chart*
  - \* *Inmate Welfare and Recreation Commissions Chart*
  - \* *Inmate Meals Served Chart*
  - \* *Monthly Telephone System*
  - \* *Inmate Telephone System Chart*
  - \* *Yearly Work Release Funds Chart*
- 
- 
- 



## REPORT HIGHLIGHTS

★ Commitments decreased 39% from 8,256 in 2019 to 5,961 in 2020

---

★ Male Bookings decreased 27% from 6,323 in 2019 to 4,626 in 2020

---

★ Female Bookings decreased 31% from 1,933 in 2019 to 1,335 in 2020

---

★ Funds generated from Ordinance Charges decreased 4% from 14,400 in 2019 to \$ 13,875 in 2020

---

★ Inmate Releases decreased 27% from 8,340 in 2019 to 6,049 in 2020

---

★ Inmate Meals Served decreased 34% from 400,284 in 2019 to 262,652 in 2020

---

★ Inmate Telephone decreased 4% from \$293,534 in 2019 to 282,022 in 2020 in 2019

---

★ Inmate Welfare and Recreation Commissions decreased 21% from \$136,193 in 2019 to \$107,210 in 2020

---

★ Funds Generated by the Inmate Work Release Program decreased 86% from \$16,838 in 2019 to \$2,394 in 2020

---

★ Continued Active Accreditation from the National Commission on Correctional Health Care.

---

*\*Note: Percentage changes are rounded to the nearest whole*

---

---



## YEARLY ARRESTS BY AGENCY

<u>AGENCY</u>	<u>TOTAL</u>
Adult Parole	55
Adult Probation	81
Amherst Police	115
Avon Lake Police	73
Avon Police	194
Elyria Police	1,297
Grafton Police	20
Lagrange Police	22
Lorain County Sheriff's Office	1,647
Lorain Police	1,718
Mercy Health Police	40
Metro Parks	11
North Ridgeville Police	155
Oberlin Police	52
Ohio Department of Public Safety	1
Ohio State Patrol Elyria	245
Ohio State Patrol Turnpike	29
Sheffield Lake Police	71
Sheffield Village Police	58
South Amherst Police	1
US Marshall Service	5
Vermilion Police	38
Wellington Police	35
<b>Total</b>	<b>5,961</b>

## 2019 ARRESTS BY AGENCY

<u>AGENCY</u>	<u>TOTAL</u>
Adult Parole	152
Adult Probation	170
Amherst Police	181
Avon Lake Police	69
Avon Police	253
DEA	1
Elyria Police	1,807
Grafton Police	22
Lagrange Police	35
Lorain County Sheriff's Office	2,901
Lorain Police	1,748
Mercy Health	26
Metro Parks	18
North Ridgeville Police	274
Oberlin Police	80
Ohio State Patrol Elyria	424
Ohio State Patrol Turnpike	33
Sheffield Lake Police	48
Sheffield Villiage Police	103
South Amherst Police	2
US Marshall Service	6
Vermilion Police	45
Wellington Police	39
<b>Total</b>	<b>8,256</b>

---

---



## **YEARLY INMATE RELEASES**

<b>RELEASE REASON</b>	<b>TOTAL</b>
Bond Posted	3,682
Court Order	1,014
Granted Judicial	2
Hold Lifted	47
Personal Recognizance	274
Released to Holder	162
Shipped	237
Time Served	550
To CBCF	16
Transfer to Other Agency	65
<b>Total</b>	<b>6,049</b>

## **2019 YEARLY RELEASES**

<b>RELEASE REASON</b>	<b>TOTAL</b>
Bond Posted	4,372
Charges not filed	4
Court Order	3,620
Granted Judicial	22
Hold Lifted	78
Personal Recognizance	406
Release to Holder	375
Shipped	457
Time Served	3,207
To CBCF	30
Transfer to other Agency	141
<b>Total</b>	<b>8,340</b>



## YEARLY ARRESTS BY AGE AND GENDER

### Under 18

AGE	FEMALE	MALE	TOTAL
16	0	1	1
17	0	1	1
	0	2	2

### 18 - 29

AGE	FEMALE	MALE	TOTAL
18	12	43	55
19	35	113	148
20	16	96	112
21	38	118	156
22	56	152	208
23	43	130	173
24	69	164	233
25	61	191	252
26	60	195	255
27	64	204	268
28	63	199	262
29	45	208	253
	562	1813	2375

### 30 - 39

AGE	FEMALE	MALE	TOTAL
30	47	199	246
31	49	177	226
32	56	162	218
33	47	152	199
34	56	139	195
35	42	108	150
36	33	121	154
37	41	137	178
38	36	120	156
39	31	116	147
	438	1,431	1,869

### 40 - 49

AGE	FEMALE	MALE	TOTAL
40	24	119	143
41	22	111	133
42	27	86	113
43	21	93	114
44	16	67	83
45	27	55	82
46	13	75	88
47	13	64	77
48	21	68	89
49	25	74	99
	209	812	1,021



**50 - 59**

<u>AGE</u>	<u>FEMALE</u>	<u>MALE</u>	<u>TOTAL</u>
50	16	60	76
51	14	54	68
52	12	55	67
53	9	37	46
54	8	40	48
55	5	43	48
56	9	36	45
57	6	32	38
58	8	28	36
59	5	30	35
	92	415	507

**60 - 69**

<u>AGE</u>	<u>FEMALE</u>	<u>MALE</u>	<u>TOTAL</u>
60	0	22	22
61	1	23	24
62	7	14	21
63	2	13	15
64	2	9	11
65	7	12	19
66	2	9	11
67	1	8	9
68	1	8	9
	2	46	48

**70 +**

<u>AGE</u>	<u>FEMALE</u>	<u>MALE</u>	<u>TOTAL</u>
70	2	6	26
71	1	4	8
72	0	4	5
73	0	1	4
75	0	1	1
77	1	0	1
78	0	1	1
79	1	1	2
	5	18	48

**MALE FEMALE**

4,626 1,335



## **YEARLY ARRESTS BY RACE**

<u>RACE</u>	<u>TOTAL</u>
Asian	3
Black	2,131
Hispanic	781
Native Hawaiian/Pacific	2
White	3,046
<b>Total</b>	<b>5,961</b>

## **2019 YEARLY ARRESTS BY RACE**

<u>RACE</u>	<u>TOTAL</u>
American Indian	3
Asian	11
Black	3,044
Hispanic	1,027
Native Hawaiian/Pacific	2
White	4,183
<b>Total</b>	<b>8,256</b>



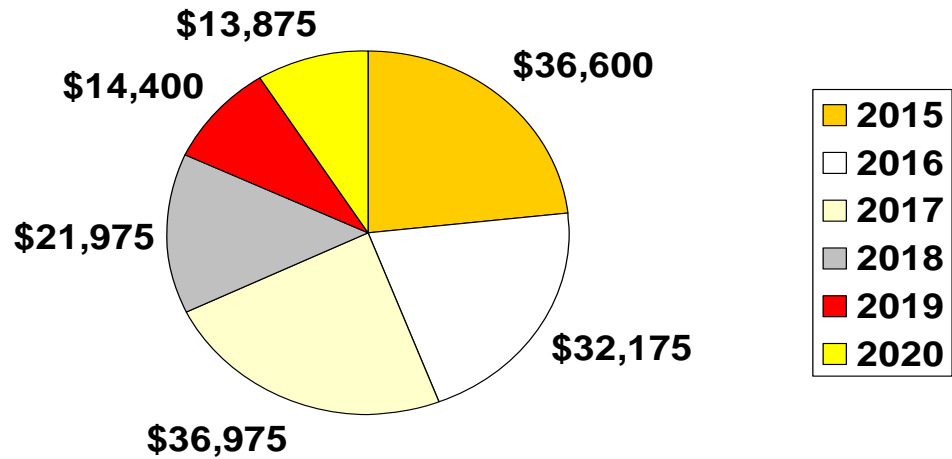


**MONTHLY ORDINANCE FEES**

<u>MONTH</u>	<u>FEE</u>
January	\$825
February	\$3,600
March	\$1,875
April	\$150
May	\$2,100
June	\$525
July	\$600
August	\$750
September	\$75
October	\$150
November	\$2,400
December	\$825
<b>Total</b>	<b>\$13,875</b>

**YEARLY ORDINANCE FEES GENERATED CHART**

<u>2015</u>	<u>2016</u>	<u>2017</u>	<u>2018</u>	<u>2019</u>	<u>2020</u>
\$36,600	\$32,175	\$36,975	\$21,975	\$14,400	\$13,875



**2020 THREE HIGHEST ORDINANCE FEE CONTRIBUTORS**

<u>AGENCY</u>	<u>AMOUNT</u>
Lorain	\$10,350
Sheffield Villiage	\$1,200
Elyria	\$825



## FACILITY MEDICAL ACTIONS

MONTH	MEDICAL INTAKE	INMATE PHYSICALS	SICK CALL	CLINICAL DR. VISIT	MEDICATION PASSED	OVER THE COUNTER	
						DENTIST	MEDICATION
January	696	59	293	177	14,480	9	6,014
February	648	59	315	199	13,537	9	5,848
March	544	90	229	215	13,976	11	5,434
April	290	41	126	155	8,608	3	3,231
May	441	51	142	145	8,535	4	3,080
June	446	58	133	187	9,656	4	3,448
July	503	48	140	161	11,031	5	4,074
August	566	44	151	160	12,183	10	2,779
September	482	51	138	207	12,099	11	4,150
October	447	51	215	236	14,215	5	5,141
November	373	42	164	339	14,484	4	4,443
December	344	46	147	242	14,450	8	14,450
<b>Total</b>	<b>5,780</b>	<b>640</b>	<b>2,193</b>	<b>2,423</b>	<b>147,254</b>	<b>83</b>	<b>62,092</b>

MONTH	ADDITIONAL						
	MEDICAL ORDERS	ADMIT TO HOSPITAL	OUTSIDE TEST	IN HOUSE TEST	SENT TO ER	EKG'S	CHRONIC CARE
January	1,512	3	26	8,000	7	9	52
February	1,393	1	35	7,583	5	2	60
March	1,249	0	43	7,132	1	4	82
April	872	2	14	4,071	4	2	42
May	1,499	3	13	5,194	7	1	45
June	1,517	3	7	5,331	4	6	55
July	1,640	2	15	5,678	4	6	45
August	1,846	2	19	6,046	5	6	51
September	1,638	2	10	5,956	7	7	75
October	1,570	4	15	6,091	7	7	58
November	1,370	2	19	5,930	7	4	62
December	3,965	6	24	5,068	7	10	51
<b>Total</b>	<b>20,071</b>	<b>30</b>	<b>240</b>	<b>72,080</b>	<b>65</b>	<b>64</b>	<b>678</b>

	OFF SITE	X-RAYS /	DETOX	VIVITROL	PROJECT
	APPOINT.	ULTRASOUND	LOGS	REFERRAL	DAWN
January	17	7	124	15	4
February	21	13	113	22	15
March	13	5	99	23	19
April	3	4	67	2	10
May	4	11	110	0	9
June	9	4	96	1	7
July	6	4	104	4	6
August	4	4	132	3	12
September	4	6	96	1	13
October	5	13	123	0	10
November	7	6	109	3	8
December	51	6	91	8	1
<b>Total</b>	<b>144</b>	<b>83</b>	<b>1,264</b>	<b>82</b>	<b>114</b>



## FACILITY MENTAL HEALTH ACTIONS

<i>MONTH</i>	<i>MH SCREENING</i>	<i>INDIVIDUAL COUNSELING</i>	<i>PSYCHOLOGIST VISIT</i>	<i>PSYCHIATRIST VISIT</i>
January	311	376	157	29
February	325	331	161	21
March	240	328	101	17
April	131	277	110	17
May	158	320	121	13
June	209	307	156	14
July	233	330	132	18
August	277	350	139	30
September	235	338	159	23
October	243	377	137	18
November	197	418	142	16
December	206	358	120	20
<b>Total</b>	<b>2,765</b>	<b>4,110</b>	<b>1,635</b>	<b>236</b>

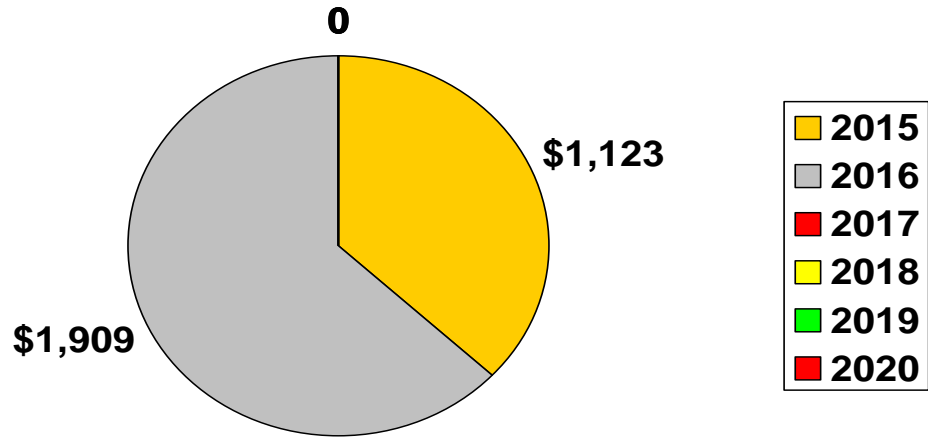
<i>MONTH</i>	<i>CRISIS INTERVENTION</i>	<i>SUSPECTED SMI</i>	<i>DAILY AVG PSYCH MEDS</i>
January	18	13	44
February	21	25	46
March	30	19	48
April	33	14	34
May	27	10	34
June	27	11	37
July	24	10	33
August	27	22	44
September	36	17	45
October	32	18	47
November	24	24	52
December	31	16	42
<b>Total</b>	<b>330</b>	<b>199</b>	<b>506</b>



## INMATE MEDICAL CO-PAY CHART

Per the Ohio Revised Code sentenced inmates can be charged a moderate fee for medical services rendered to help defray the cost of medical care.

2015	2016	2017	2018	2019	2020
\$1,765	\$1,909	\$0	\$0	\$0	\$0



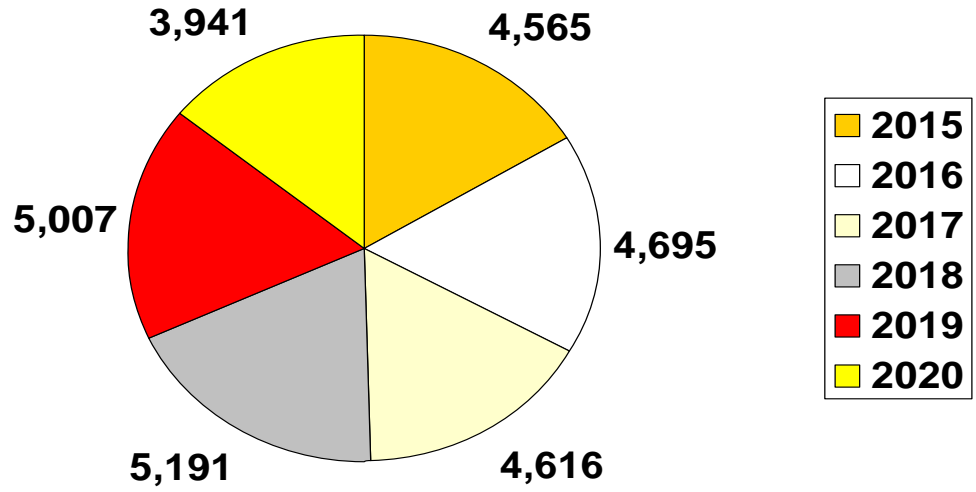
## JAIL INCIDENTS

<u>INCIDENT TYPE</u>		<u>INCIDENT TYPE</u>	
Administrative Segregation I	21	Juvenile 60 Minute Log	2
Administrative Segregation II	138	K9 Deployment	10
Aiding Abetting a Rule Violation	3	K9 Drug Search	69
Any Act That Disrupts Facility	57	K9 Miscellaneous	1
Aramark CORE Error	1	Kicking and Pounding	28
Aramark CORE Miscellaneous	2	Kiosk Error	3
Assault on an Officer	15	Kiosk Miscellaneous	5
Assaulting an Inmate	8	Kiosk Service Call	8
Assaulting Support Staff	2	Live Scan	2
Attempted Assault on an Inmate	2	Lobby Miscellaneous	9
Attempted Assault on an Officer	19	Lying to Staff	8
Attempted Assault Support Staff	3	Maintenance Miscellaneous	28
Attempted Self Harm	16	Medical Log	21
Attempted Suicide	2	Medical Miscellaneous	81
Body Scanner	14	Medical Transport	82
Booking Error	2	Mental Health Miscellaneous	9
Booking Miscellaneous	54	Miscellaneous	23
Breach of Security	1	Missing Funds Complaint	4
Building and Grounds	205	Missing Property Complaint	10
Burned Out Light	58	Misuse by Concealing Medication	2
Camera Issue	3	New World	2
Citizen Complaint	1	Officer Injury	20
Claiming False Injury	1	Physical Contact Support Staff	1
Clinical Observation Log	457	Physical Contact With Inmate	1
Code Blue Drill	9	Physical Contact With Officer	3
Contraband Found	9	Possession of a Weapon	2
Covering Any Window	3	Possession of Contraband	36
Creating a Disturbance	21	Possession of Drug Para	1
Daily Shakedown	289	Possession of Drugs	21
Damage Property Over \$50.	3	Possession of Intoxicants	3
Damage Property Under \$50.	3	Possession of Smoking Materials	4
Destroy Property Over \$50	2	Property Room Check	3
Destruction of Mattress	1	Restraint Device Use / Log	202
Disrespect, Obscene Gestures	33	Self Harm	1
Emergency Response Team	11	Setting or Feeding a Fire	2
Extortion Blackmail	1	Sexual Assault Claims	2
Facility Inspection	59	Sexual Harassment	1
Facility Miscellaneous	26	Sexual Misconduct	2
Fail to Stand for Count	2	Smoking	4
Failure to Comply	116	Stealing or Theft	12
Fighting	17	Suicide Log	267
Flooding Cell or Housing	11	Targeted Facility Shakedown	83
Foreign National Detainment	5	Tattooing	1
Found Inmate Property	8	Taunting the K9	3
Horse Playing	2	Threatening an Inmate	11
Inmate Account Adjustment	1	<b>Threatening an Officer</b>	<b>30</b>
Inmate Account Error	1	Threatening Support Staff	2
Inmate Account Miscellaneous	2	Throwing Food	7
Inmate Escape Risk Addition	30	Throwing Liquid or Bodily Sub	1
Inmate Fall	59	Toilet Clog	32
Inmate Grievance	39	Touch Screen Computer	32
Inmate Identification	5	Vent and Light Inspection	7
Inmate Mail	300	Visitation System	16
Inmate Medical Emergency	296	Water Leakage / Flooding	38
Inmate Phones	6	Weekly Key Check	52
Inmate Security Restrictions	1	Work Release/Weekender	1
Inmate Separation	169	<b>Total</b>	<b>3,941</b>
Intimidation	5		



### JAIL INCIDENTS BY YEAR CHART

2015	2016	2017	2018	2019	2020
4,565	4,695	4,616	5,191	5,007	3,941



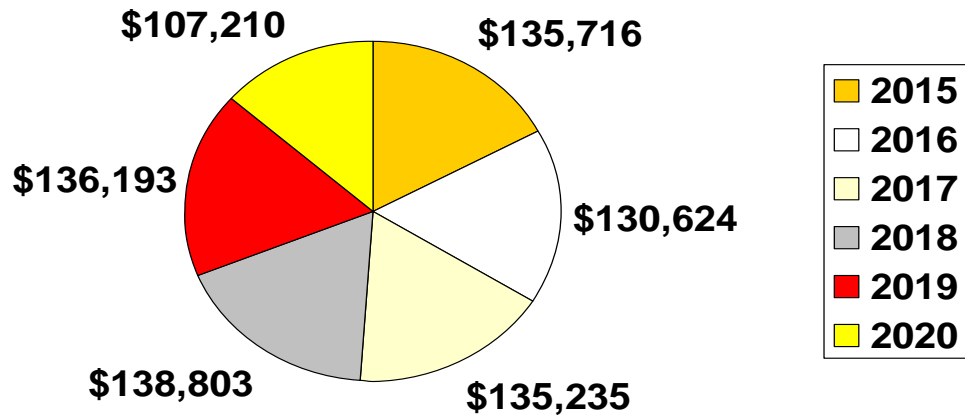
## INMATE WELFARE AND RECREATION COMMISSIONS CHART

The Lorain County Sheriff's Office has contracted Keefe Commissary Network to provide commissary to the inmate population. Inmates are permitted to purchase hygiene, writing, food items and other approved products. The Sheriff's Office earns 30% commission of the total items purchased weekly.

Per the Ohio Revised Code the commissions forwarded to the Lorain County Sheriff's Office are placed into a special inmate Welfare and Recreational Account. Expenditures from the Inmate Welfare and Recreational Account may only be allocated for items that solely and directly benefit the inmate population.

Items routinely purchased from this account include: Books, educational material, indigent, hygiene and writing items, televisions, hair clippers and exercise related items.

2015	2016	2017	2018	2019	2020
\$135,716	\$130,624	\$135,235	\$138,803	\$136,193	\$107,210

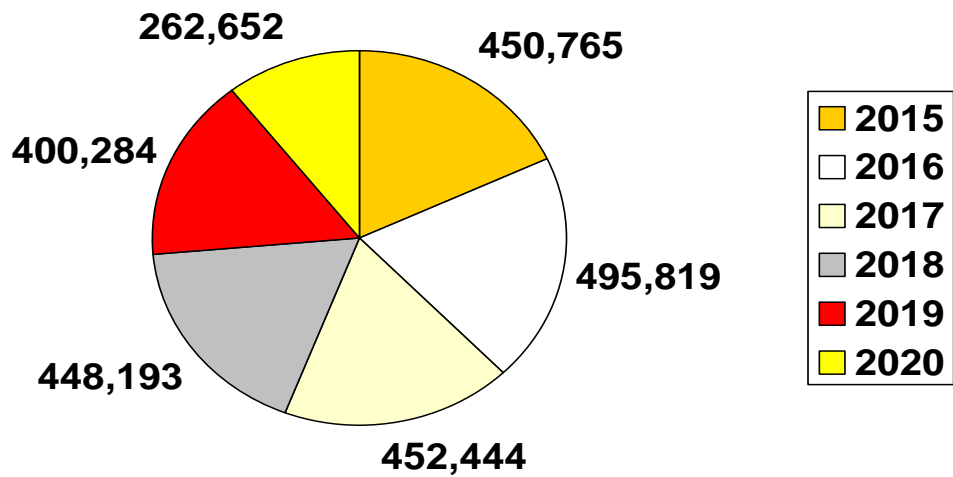


## INMATE MEALS SERVED CHART

The Lorain County Sheriff's Office has contracted Tigg's Canteen FoodServices to provide meals to the inmate population. Three (3) meals are served daily.

Inmates are on a 2,800 calorie a day diet. Each meal costs approximately \$1.49 per inmate.

2015	2016	2017	2018	2019	2020
450,765	495,819	452,444	448,193	400,284	262,652





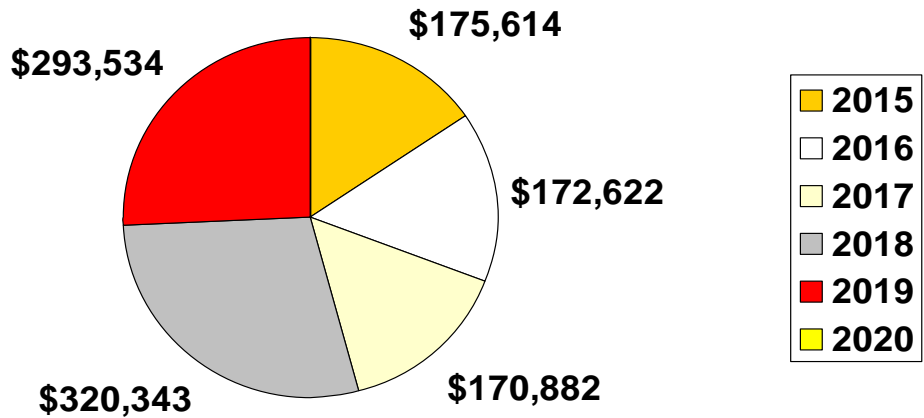
## INMATE TELEPHONE SYSTEM

### Calls, Minutes, Revenue, and Commission Paid to the Lorain County General Fund

<u>MONTH</u>	<u>REVENUE</u>	<u>CALLS</u>	<u>MINUTES</u>	<u>COMMISSION</u>
January	\$32,309	20,354	145,138	\$22,649
February	\$39,424	24,699	177,326	\$27,636
March	\$44,856	26,321	202,654	\$31,444
April	\$25,177	14,580	113,910	\$17,648
May	\$22,794	19,178	146,563	\$15,978
June	\$34,527	21,178	155,104	\$24,204
July	\$36,396	22,027	163,577	\$25,495
August	\$37,711	22,700	169,174	\$26,435
September	\$37,563	22,301	169,365	\$26,332
October	\$34,618	21,294	155,598	\$24,267
November	\$30,906	18,918	138,845	\$21,665
December	\$26,061	15,933	117,110	\$18,269
<b>Total</b>	<b>\$402,342</b>	<b>249,483</b>	<b>1,854,364</b>	<b>\$282,022</b>

### INMATE TELEPHONE SYSTEM COMMISSION CHART

<u>2015</u>	<u>2016</u>	<u>2017</u>	<u>2018</u>	<u>2019</u>	<u>2020</u>
\$175,614	\$172,622	\$170,882	\$320,343	\$293,534	\$282,022



## INMATE WORK RELEASE CHART

Inmates sentenced to the work release program are permitted to maintain their employment by being allowed to leave the facility for scheduled work. Inmates are randomly checked by jail staff to assure they are at their place of employment .

Inmates who are accepted into the work release program are required to pay one hours wage per day to the Lorain County Sheriff's Office to help defray the cost of their incarceration.

\*Per the Ohio Revised Code any monies collected are placed into the Lorain County General Fund.

2015	2016	2017	2018	2019	2020
\$27,717	\$19,945	\$25,136	\$17,768	\$16,838	\$2,394

