

LORAIN COUNTY SHERIFF'S OFFICE

2019 ANNUAL JAIL REPORT



PHIL R. STAMMITTI
SHERIFF

TABLE OF CONTENTS

Section 1

- * *Annual Report Highlights*

Section 2

- * *Yearly Arrests by Agency*
- * *Yearly Inmate Releases*
- * *Yearly Arrests by Age and Gender*
- * *Yearly Arrests by Race*

Section 3

- * *Monthly Ordinance Fees*
- * *Yearly Ordinance Fee Chart*
- * *Three Highest Contributors of Ordinance Fees*

Section 4

- * *Facility Medical Actions*
- * *Facility Mental Health Actions*
- * *Facility Medical Co-Pay*
- * *Facility Medical Co-Pay Chart*

Section 5

- * *Yearly Jail Incidents*
 - * *Jail Incidents by Year Chart*
 - * *Inmate Welfare and Recreation Commissions Chart*
 - * *Inmate Meals Served Chart*
 - * *Monthly Telephone System*
 - * *Inmate Telephone System Chart*
 - * *Yearly Work Release Funds Chart*
-
-



REPORT HIGHLIGHTS

- ★ Commitments increased .2% from 8,236 in 2018 to in 8,256 in 2019

- ★ Male Bookings increased 2% from 6,218 in 2018 to 6,323 in 2019

- ★ Female Bookings decreased 4% from 2,018 in 2018 to 1,933 in 2019

- ★ Funds generated from Ordinance Charges decreased 34% from \$21,975 in 2018 to \$ 14,400 in 2019

- ★ Inmate Releases increased .9% from 8,261 in 2018 to 8,340 in 2019

- ★ Inmate Meals Served decreased 11% from 448,193 in 2018 to 400,284 in 2019

- ★ Inmate Telephone Contributions increased 39% from \$320,343 in 2018 to 448,193 in 2019

- ★ Inmate Welfare and Recreation Commissions decreased 2% from \$138,803 in 2018 to \$ 136,193 in 2019

- ★ Funds Generated by the Inmate Work Release Program decreased 5% from \$17,768 in 2018 to \$16,838 in 2019

- ★ Continued Active Accreditation from the National Commission on Correctional Health Care.

**Note: Percentage changes are rounded to the nearest whole.*



YEARLY ARRESTS BY AGENCY

AGENCY	TOTAL
Adult Parole	151
Adult Probation	170
Amherst Police	181
Avon Lake Police	69
Avon Police	253
DEA	1
Elyria Police	1,807
Grafton Police	22
Lagrange Police	35
Lorain County Sheriff's Office	2,723
Lorain Police	1,748
Mercy Health Police	7
Mercy Hospital Police	19
Metro Parks	18
North Ridgeville Police	274
Oberlin Police	80
Ohio State Patrol Elyria	424
Ohio State Patrol Turnpike	33
Sheffield Lake Police	48
Sheffield Village Police	103
South Amherst Police	2
US Marshall Service	6
Vermilion Police	45
Wellington Police	39
Total	8,256

2018 ARRESTS BY AGENCY

AGENCY	TOTAL
Adult Parole	163
Adult Probation	192
Amherst Police	255
Avon Lake Police	62
Avon Police	242
Cleveland Clinic Police	1
Elyria Police	1,877
Grafton Police	25
Lagrange Police	17
Lorain County Sheriff's Office	2,755
Lorain Police	1,480
Mercy Hospital Police	8
Metro Parks	29
North Ridgeville Police	254
Oberlin Police	88
ODNR	1
Ohio State Patrol Elyria	491
Ohio State Patrol Turnpike	44
Sheffield Lake Police	46
Sheffield Village Police	112
South Amherst Police	10
US Marshall Service	2
Vermilion Police	52
Wellington Police	30
Total	8,236



YEARLY INMATE RELEASES

RELEASE REASON	TOTAL
Bond Posted	4,372
Charge not filed	4
Court Order	1,566
Granted Judicial	18
Hold Lifted	60
Personal Recognizance	297
Released to Holder	314
Shipped	457
Time Served	1,081
To CBCF	30
Transfer to Other Agency	141
Total	8,340

2018 YEARLY RELEASE TOTALS

RELEASE REASON	TOTAL
Bond Posted	4,318
Charges not filed	7
Court Order	1,544
Granted Judicial	9
Hold Lifted	36
Personal Recognizance	197
Release to Holder	314
Shipped	461
Time Served	1,110
To CBCF	78
Transfer to other Agency	187
Total	8,261



YEARLY ARRESTS BY AGE AND GENDER

Under 18

AGE	FEMALE	MALE	TOTAL
	0	0	0
	0	0	0

18 - 29

AGE	FEMALE	MALE	TOTAL
18	3	22	25
19	7	32	39
20	8	39	47
21	17	44	61
22	13	43	56
23	20	48	68
24	33	46	79
25	23	61	84
26	24	70	94
27	23	72	95
28	21	55	76
29	25	51	76
	217	583	800

30 - 39

AGE	FEMALE	MALE	TOTAL
30	25	56	81
31	18	66	84
32	14	55	69
33	11	43	54
34	20	65	85
35	12	43	55
36	18	40	58
37	22	57	79
38	18	52	70
39	12	46	58
	170	523	693

40 - 49

AGE	FEMALE	MALE	TOTAL
40	8	41	49
41	6	42	48
42	11	38	49
43	7	34	41
44	16	28	44
45	6	30	36
46	10	26	36
47	6	29	35
48	11	24	35
49	5	21	26
	86	313	399



50 - 59

AGE	FEMALE	MALE	TOTAL
50	3	19	22
51	0	10	10
52	1	20	21
53	4	15	19
54	1	12	13
55	1	12	13
56	3	17	20
57	0	18	18
58	3	20	23
59	1	11	12
	17	154	171

60 - 69

AGE	FEMALE	MALE	TOTAL
60	0	10	10
61	0	5	5
62	0	6	6
63	0	2	2
64	0	4	4
65	0	8	8
66	1	3	4
67	1	3	4
68	0	5	5
	2	46	48

70 +

AGE	FEMALE	MALE	TOTAL
70	0	1	1
71	0	1	1
72	1	1	2
74	0	5	5
75	0	1	1
80	0	1	1
87	0	1	1
	1	11	12

TOTALS

MALE	FEMALE
6,323	1,933



YEARLY ARRESTS BY RACE

RACE	TOTAL
American Indian	3
Asian	11
Black	3,037
Hispanic	1,027
Native Hawaiian/Pacific	2
White	4,176
Total	8,256

2018 YEARLY ARRESTS BY RACE

RACE	TOTAL
American Indian	7
Asian	11
Black	2,928
Hispanic	996
Native Hawaiian/Pacific	1
White	4,293
Total	8,236

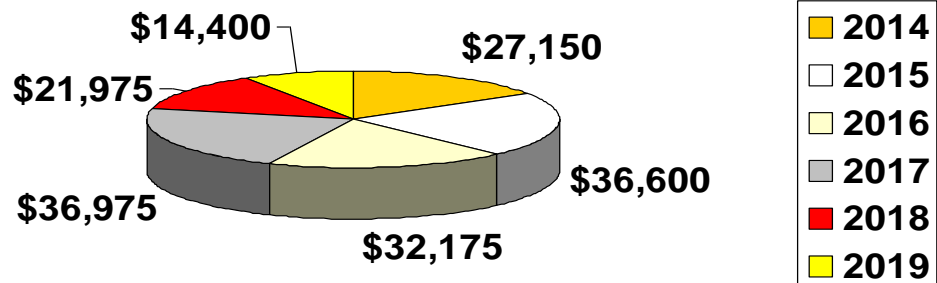


MONTHLY ORDINANCE FEES

MONTH	AMOUNT
January	\$1,125
February	\$1,650
March	\$1,425
April	\$1,500
May	\$1,725
June	\$1,275
July	\$1,125
August	\$2,100
September	\$975
October	\$150
November	\$450
December	\$900
Total	\$14,400

YEARLY ORDINANCE FEES GENERATED CHART

2013	2014	2015	2016	2017	2018	2019
\$73,575	\$27,150	\$36,600	\$32,175	\$36,975	\$21,975	\$14,400



2019 THREE HIGHEST ORDINANCE FEE CONTRIBUTORS

AGENCY	AMOUNT
Sheffield Villiage	\$5,850
Lorain	\$4,125
Vermilion	\$2,175



FACILITY MEDICAL ACTIONS

MONTH	MEDICAL INTAKE	PHYSICALS	SICK CALL	CLINICAL DR. VISIT	MEDICATION PASS	DENTIST	OVER COUNT MEDICATION
January	648	71	357	204	18,962	11	8,082
February	578	62	356	194	16,686	11	6,675
March	678	76	399	219	17,429	9	6,945
April	678	85	85	218	17,333	8	6,496
May	716	60	60	248	17,715	11	7,119
June	684	52	52	111	15,589	10	6,644
July	715	64	64	209	17,451	12	6,228
August	694	53	53	206	17,076	3	7,434
September	638	69	69	189	16,109	11	7,236
October	690	80	80	224	14,761	13	6,456
November	602	57	57	175	12,740	8	7,285
December	575	73	73	201	12,409	3	6,491
Total	7,896	802	1,705	2,398	194,260	110	83,091

MONTH	ADDITIONAL ORDERS	ADMIT TO HOSPITAL	OUTSIDE TEST	IN HOUSE TEST	SENT TO ER	EKG'S	CHRONIC CARE
January	1,290	1	21	8,386	7	1	65
February	1,251	2	24	7,558	4	0	76
March	1,500	2	27	8,885	7	5	81
April	1,427	1	27	8,424	7	3	73
May	1,508	1	22	8,690	7	3	81
June	1,409	1	19	7,643	4	7	37
July	1,549	1	12	8,383	2	9	88
August	1,195	2	17	7,910	3	10	70
September	1,226	1	25	7,938	5	8	55
October	1,480	1	29	8,497	3	7	68
November	1,307	6	29	7,415	9	8	62
December	6,491	0	25	7,151	5	1	67
Total	21,633	19	277	96,880	63	62	823

MONTH	OFF SITE APPOINT.	X-RAYS ULTRASOUND	DETOX LOGS	VIVITROL	PROJECT DAWN
January	31	7	119	3	15
February	22	6	124	11	17
March	19	11	122	7	12
April	20	9	141	10	13
May	17	5	146	9	5
June	25	3	113	7	11
July	23	6	158	2	11
August	14	3	124	7	7
September	16	13	125	10	8
October	18	9	125	15	9
November	20	9	107	8	3
December	14	3	95	8	2
Total	239	84	1,499	97	113



FACILITY MENTAL HEALTH ACTIONS

MONTH	INDIVIDUAL			
	MH SCREENING	COUNSELING	PSYCHOLOGIST	PSYCHIATRIST
January	331	479	155	22
February	311	417	124	39
March	368	408	186	37
April	315	454	159	20
May	369	462	188	39
June	349	429	159	31
July	354	422	164	39
August	338	338	54	22
September	320	395	129	7
October	339	365	137	33
November	307	313	111	16
December	318	357	164	30
Total	4,019	4,839	1,730	335

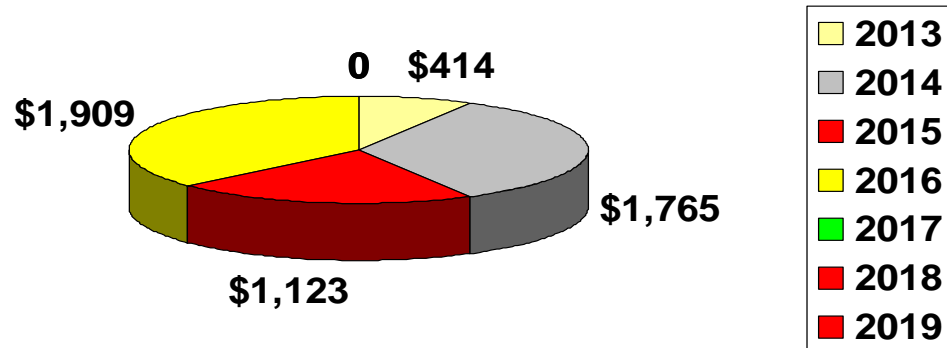
MONTH	CRISIS	COURT	THERAPEUTIC	ADMIT TO
	INTERVENTION	EVALUATION	RESTRAINTS	NORTHCOAST
January	33	2	17	0
February	19	2	7	0
March	46	0	14	0
April	31	2	9	1
May	41	5	21	1
June	17	2	16	0
July	19	2	9	0
August	19	4	8	2
September	22	0	18	2
October	32	0	11	0
November	25	0	12	0
December	26	1	16	2
Total	330	20	158	8



INMATE MEDICAL CO-PAY CHART

Per the Ohio Revised Code sentenced inmates can be charged a moderate fee for medical services rendered to help defray the cost of medical care.

2013	2014	2015	2016	2017	2018	2019
\$414	\$1,123	\$1,765	\$1,909	\$0	\$0	\$0



JAIL INCIDENTS

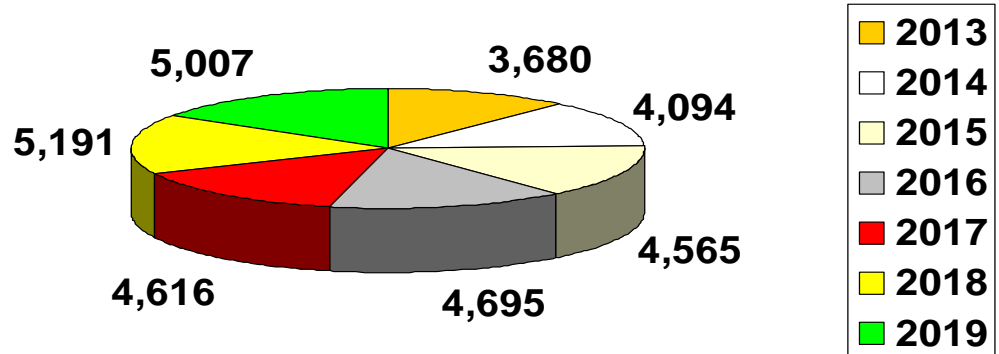
INCIDENT	
Administrative Segregation I	41
Administrative Segregation II	175
Aiding Abetting a Rule Violation	1
Alleged Inmate Assault	1
Any Act That Disrupts Facility	91
Aramark CORE Error	1
Assault on an Officer	11
Assaulting an Inmate	22
Assaulting Support Staff	2
Attempted Assault on an Inmate	3
Attempted Assault on an Officer	19
Attempted Self Harm	6
Attempted Suicide	1
Body Scanner	16
Booking Miscellaneous	47
Breach of Security	1
Building and Grounds	260
Burned Out Light	64
Claiming False Medical Problems	1
Classification Miscellaneous	1
Clinical Observation Log	451
Code Blue	1
Code Blue Drill	12
Contraband Found	12
Creating a Disturbance	35
Daily Shakedown	1,097
Damage Property Over \$50.	3
Damage Property Under \$50.	2
Destroy Property Over \$50	1
Disrespect, Obscene Gestures	33
Emergency Response Team	10
Entering a Unassigned Cell	2
Facility Inspection	64
Facility Miscellaneous	18
Fail to Stand for Count	5
Failure to Comply	110
Fighting	42
Fire Alarm	5
Flooding Cell or Housing	3
Foreign National Detainment	4
Found Inmate Property	14
Horse Playing	5
Inmate Account Adjustment	5
Inmate Account Miscellaneous	6
Inmate Escape Risk Addition	41
Inmate Fall	61
Inmate Furlough	1
Inmate Grievance	58
Inmate Identification	8
Inmate Mail	301
Inmate Medical Emergency	284
Inmate Phones	7
Inmate Security Restrictions	2
Inmate Separation	207
Juvenile 60 Minute Log	1
K9 Deployment	2
K9 Drug Search	48
Kicking and Pounding	21
Kiosk Error	2

INCIDENT	
Kiosk Miscellaneous	2
Kiosk Service Call	3
Lobby Miscellaneous	5
Lying to Staff	6
Maintenance Miscellaneous	37
Medical Log	15
Medical Miscellaneous	78
Medical Transport	69
Mental Health Miscellaneous	16
Miscellaneous	27
Missing Funds Complaint	1
Missing Property Complaint	19
Misuse by Concealing Medication	3
Misuse by Overdose Medication	1
Misuse by Storing Medication	1
New World	4
Officer Injury	19
Outside Security Check	4
Physical Contact With Inmate	5
Physical Contact With Officer	9
Possession of a Weapon	2
Possession of Contraband	55
Possession of Drug Para	4
Possession of Drugs	9
Possession of Smoking Materials	8
Possession Smoking Material	1
Property Miscellaneous	3
Property Room Check	7
Release Error	3
Restraint Device Use / Log	156
Setting or Feeding a Fire	14
Sexual Assault Claims	3
Sexual Harassment	1
Sexual Harassment Claims	1
Sexual Misconduct	1
Smoking	2
Stealing or Theft	7
Suicide Log	227
Targeted Facility Shakedown	111
Tattooing	1
Threatening an Inmate	15
Threatening an Officer	27
Threatening Support Staff	3
Throwing Food	7
Throwing Liquid or Bodily Sub	2
Toilet Clog	42
Touch Screen Computer	19
Touchpay Error	1
Touchpay Miscellaneous	3
Use of Drugs	3
Use of Intoxicants	1
Vent and Light Inspection	86
Visitation System	33
Water Leakage / Flooding	23
Weekly Key Check	52
Work Release/Weekender	2
Total	5,007



JAIL INCIDENTS BY YEAR CHART

2013	2014	2015	2016	2017	2018	2019
3,680	4,094	4,565	4,695	4,616	5,191	5,007



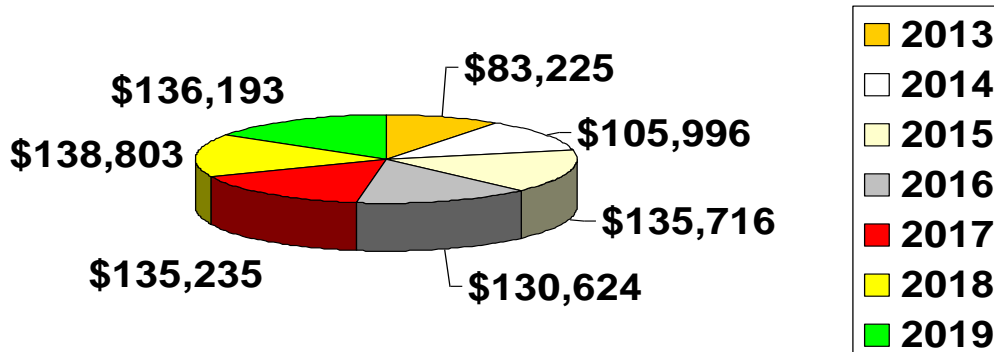
INMATE WELFARE AND RECREATION COMMISSIONS CHART

The Lorain County Sheriff's Office has contracted ARAMARK Food Services to provide commissary to the inmate population. Inmates are permitted to purchase hygiene, writing, food items and other approved products. The Sheriff's Office earns 30% commission of the total items purchased weekly.

Per the Ohio Revised Code the commissions forwarded to the Lorain County Sheriff's Office are placed into a special inmate welfare and recreational account. Expenditures from the inmate welfare and recreational account may only be allocated for items that solely and directly benefit the inmate population.

Items routinely purchased from this account include: Drug and alcohol counseling services, books and educational material, indigent, hygiene and writing items, televisions, and exercise related items.

2013	2014	2015	2016	2017	2018	2019
\$83,225	\$105,996	\$135,716	\$130,624	\$135,235	\$138,803	\$136,193

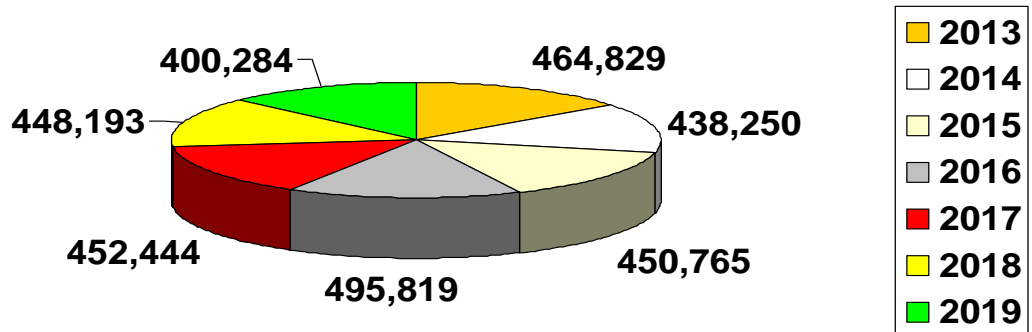


INMATE MEALS SERVED CHART

The Lorain County Sheriff's Office has contracted ARAMARK FoodServices to provide meals to the inmate population. Three (3) meals are served daily.

Inmates are on a 2,800 calorie a day diet. Each meal costs approximately \$1.15 per inmate.

2013	2014	2015	2016	2017	2018	2019
464,829	438,250	450,765	495,819	452,444	448,193	400,284




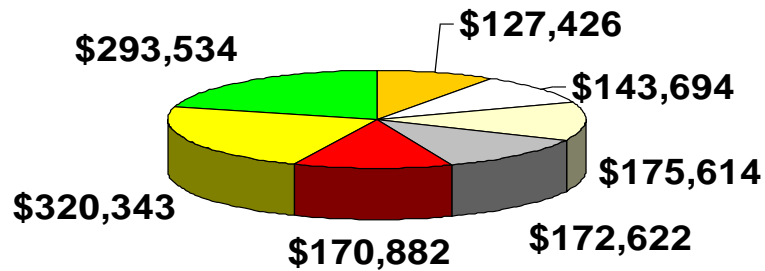
INMATE TELEPHONE SYSTEM

Calls, Minutes, Revenue, and Commission Paid to the Lorain County General Fund

	REVENUE	CALLS	MINUTES	COMMISSION
January	\$39,082	23,750	176,061	\$27,396
February	\$39,898	24,559	179,632	\$27,969
March	\$42,486	25,576	191,518	\$29,783
April	\$39,822	24,537	179,267	\$27,915
May	\$36,550	23,790	163,923	\$25,621
June	\$36,698	24,138	164,419	\$25,725
July	\$33,995	22,504	152,223	\$23,830
August	\$30,045	19,626	134,760	\$21,062
September	\$33,553	21,716	150,500	\$23,521
October	\$31,324	20,465	140,256	\$21,958
November	\$22,272	19,824	143,028	\$15,613
December	\$33,010	20,827	148,398	\$23,140
Total	\$418,735	271,312	1,923,985	\$293,534

INMATE TELEPHONE SYSTEM COMMISSION CHART

2013	2014	2015	2016	2017	2018	2019
\$127,426	\$143,694	\$175,614	\$172,622	\$170,882	\$320,343	\$293,534



INMATE WORK RELEASE CHART

Inmates sentenced to the work release program are permitted to maintain their employment by being allowed to leave the facility for scheduled work. Inmates are randomly checked by jail staff to assure they are at their place of employment .

Inmates who are accepted into the work release program are required to pay one hours wage per day to the Lorain County Sheriff's Office to help defray the cost of their incarceration.

*Per the Ohio Revised Code any monies collected are placed into the Lorain County General Fund.

2013	2014	2015	2016	2017	2018	2019
\$16,836	\$16,691	\$27,717	\$19,945	\$25,136	\$17,768	\$16,838

